






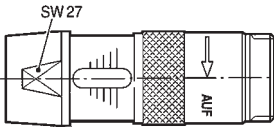



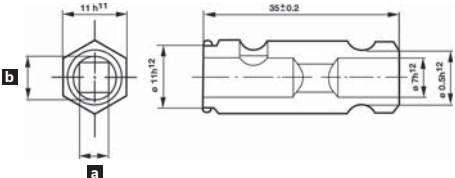


# Accessories for screwdrivers

		Part number	For model series (W)	Capacity mm
<b>Auxiliary handle sleeve – for straight screwdrivers</b>		3 600 499 001	120	–
				
<b>Auxiliary handle – standard version</b>	Chuck capacity 46 mm	3 602 025 009	400	46
				
<b>Auxiliary handle – for straight screwdrivers</b>		3 607 031 352	120	–
		3 607 031 351	180	–
<b>Hanging hook for angle drivers</b>		3 601 310 016	180	33
		3 601 310 000	370	38
<b>Hanging hook with support option for pistol-grip and angle drivers</b>		3 604 720 006	400	48 – 51
				
<b>Exhaust air hose set</b>	centralised	3 600 712 008	20	–
	centralised	3 607 000 064	120/180	–
	Exhaust air set, decentralised, straight version	3 607 000 083	120/180	–
<b>Exhaust air hose</b>	centralised, straight version	3 607 000 027	370/400	–
	centralised, for pistol-grip screwdrivers	3 607 000 011	400	–
	Exhaust air set, decentralised, straight version	3 607 030 024	400	–
<b>Clutch housing for screw supply</b>		3 605 125 058	120	
		3 605 125 057	180	
<b>Clutch spring (white) 0.5 - 2 Nm</b>		3 604 618 003	120/180	
				










		Part number	For model series (W)	Capacity mm
Guide sleeve		3 600 329 000	400	
Screw cap		3 600 508 014	400	
Spring		3 604 615 000	400	
Union nut		3 603 313 002	400	
Screw head		for 180 W angle drivers	0 607 453 631	180
		1/4" quick-release chuck		
Offset screw head		1/4" square	0 607 453 617	180/370 DWAS 16
		1/4" internal hexagon	0 607 453 618	180/370 DWAS 16
		3/8" square	0 607 453 620	180/370 DWAS 16
		1/4" quick-release chuck	0 607 453 630	180/370 DWAS 16
Protective cap		for angle screw head 180 W	3 605 500 171	
		for angle screw head 370 W	3 605 500 175	
Protective cap		for all 1/4" quick-release chucks	3 605 500 172	



## Accessories for tappers

		Part number	For model series (W)	Comments
Twin-jaw chuck		(jointed) M 5 – M 12	3 608 573 000	for thread-cutting
		with 7/16" hex shank arbour		
Thread chuck		(fixed) with 7/16" hex shank arbour	3 608 502 000	appropriate for tappers: M 5, M 6, M 8, 1/4" shank
required countersink at taper		<b>a</b> (mm) <b>b</b> (mm)		
		4.95    6.3		
		5.55    7.3		

# Accessories for 20-watt screwdrivers

Tools with 3 mm hex shank arbour manufactured to DIN 3126  
Integrated version for usage with and without suction

	Part number	Size	Cross head type	Design	Shank length without drive (mm)
 <b>Slotted screw</b> <b>3 mm bits for 20-watt screwdrivers</b>	3 608 520 001	0.5 x 3 mm			
	3 608 520 002	0.6 x 4 mm			
	3 608 520 003	0.8 x 5 mm			
 <b>Cross-head screw</b> <b>3 mm bits for 20-watt screwdrivers</b>	3 608 520 004	0 (2.8 mm)	Phillips 		
	3 608 520 005	1 (4.5 mm)	Phillips 		
	3 608 520 006	0 (2.8 mm)	Pozidrive 		
	3 608 520 007	1 (4.5 mm)	Pozidrive 		
 <b>TORX</b> <b>3 mm bits for 20-watt screwdrivers</b>	3 609 202 738	T 5			
	3 609 202 739	T 6			
	3 609 202 740	T 7			
	3 609 202 741	T 8			
	3 609 202 742	T 9			
	3 609 202 743	T 10			
<b>Adapter 3 mm to 1/4" with QRC</b> 	3 609 202 751				
<b>Blank for production of the guide sleeve</b> 	3 608 723 001				

	Part number	For model series (W)	Comments
<b>Storage valve</b> 	1 609 202 845	20	
<b>Sorting plates for screw/bolt size</b> 	M 1.6/M 2	3 609 202 826	20
	M 2.5	3 609 202 827	20
	M 3/M 4	3 609 202 828	20

Your specialist retailer can provide you with information on the complete range of quality accessories.

# Pressure query for shut-off wrenches

		Part number	For model series (W)	Tool number	
<b>Pressure query</b>	Centre grip screwdrivers	3 609 202 745	180	0 607 453 429	
				0 607 453 430	
				0 607 453 431	
				0 607 453 432	
				0 607 453 433	
				0 607 453 439	
				0 607 453 440	
				0 607 453 441	
				0 607 453 442	
				0 607 453 443	
			3 609 202 791	400	0 607 461 403
					0 607 461 404
					0 607 461 409
			3 609 202 746	400	0 607 461 405
					0 607 461 406
				0 607 461 408	
		Centre grip impulse drivers	3 609 202 745	300	0 607 661 509
					0 607 661 510
					0 607 661 505
					0 607 661 506
					0 607 661 507
				0 607 661 508	
		Angle drivers	3 609 202 A08	550	0 607 452 603
					0 607 452 604
					0 607 452 605
					0 607 452 606