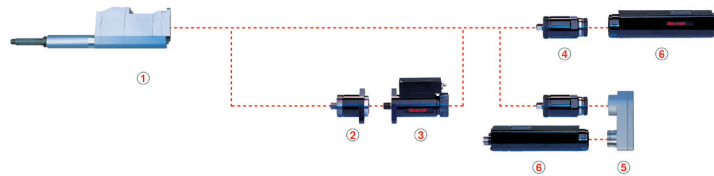



Offset Output Drive with Integrated Measurement Transducer,
1,6 - 57 Nm
Size 3



Offset Output Drive with Integrated Measurement Transducer,
1,6 - 57 Nm ■ Size 3

Documentation
• outputs
• Tightening spindles
• Gearboxes
• EC motor



Benefits:

- Reduced center-to-center distances
- Torque measurement directly at the screw
- Proximity switching digital measurement transfer
- Efficiency fluctuations do not affect measurements

Technical data

Tightening spindle		Offset Output Drive with Integrated Measurement Transducer,				PC-based		Tightening spindles	
		Range of spring	Tool mount	Code	Order no.	Code	Order no.	Code	Order no.
[Nm]	[l/m]	[mm]							
1,6 - 16	740	50	3/8" square	3VMC017	0608801009	3GE27	0608720053	EC303	0608701017
		50	3/8" square	3VMC017	0608801009	3GE67	0608720039		
6 - 33	295	50	3/8" square	3VMC035	0608801010				
6 - 57		50	3/8" square	3VMC060	0608801011				

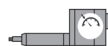
Side-by-side arrangement of tightening spindles (center-to-center distance)						
	Number of tightening spindles	2	3	4	5	6
	Smallest circle diameter Ø dmin [mm]	31	36	44	53	63

*) Accuracy is limited if operating below the working range.

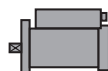
Components

1) Offset Output Drive with Integrated Measurement Transducer,

Offset Output Drive with Integrated Measurement Transducer,

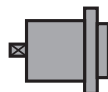
1,6 - 57 Nm ■ Size 3

Code		3VMC017	3VMC035	3VMC060
Order no.		0608801009	0608801010	0608801011
Maximum torque [Nm]		16	33	57
Reduction		1		
Avg. efficiency		0.93		
Length A [mm]		152		
Installation Length [mm]		311		
Weight [kg]		3.4 kg		

2) Tightening spindles

Code		3DMC017	3DMC060
Order no.			
Nominal torque [Nm]		17	60
Reduction		1	
Avg. efficiency		1	
Installation Length [mm]		118.6	
Weight [kg]		1 kg	

- You can configure your tightening spindle with a redundant measurement transducer from the same type. Connect both measurement transducers with the 2AR adapter.

3) Redundant adapter

Code		-	3AR	4AR	5AR
Order no.					
Reduction		1			
Avg. efficiency		1			
Installation Length [mm]		50	57	65	108
Weight [kg]		0.3 kg	0.4 kg	0.8 kg	

- When configuring with a redundant measurement transducer, the 2AR adapter connects both measurement transducers.

4) Adapter

Code		2A	3A	4A	5A
Order no.					
Reduction		1			
Avg. efficiency		1			
Installation Length [mm]		30	30.5	26.5	48.5
Weight [kg]		0.4 kg	0.3 kg	0.4 kg	

- When configuring without a measurement transducer, the 2A adapter connects the output drive and the planetary gearbox.

5) Planetary gearbox

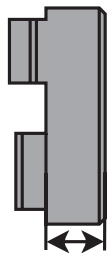
Offset Output Drive with Integrated Measurement Transducer,

1,6 - 57 Nm ■ Size 3



Code		2GE19	2GE26	3GE27	3GE67	4GE19	4GE59	5GE19	5GE68
Order no.									
Reduction		0		27	67.4	19.3	58.6	19.3	67.9
Avg. efficiency		0		0.9	0.85	0.9	0.85	0.93	0.9
Installation Length	[mm]	0		65.5	81.5	82.9	105.5	154	188
Weight	[kg]	-		0,5 kg		0.7 kg	1,1 kg	2.9 kg	3.7 kg

6) Transverse gearbox



Code					
Order no.					
Reduction		1			
Avg. efficiency		0.9			
Installation Length	[mm]	28.3	30.1	41.3	63.8
Weight	[kg]	0.4 kg	0,5 kg	1,4 kg	3.2 kg

• The 2ULG transverse gearbox shortens the length of your tightening spindle by the installation length of the EC motor plus the installation length of the transverse gearbox.

7) EC motor



Code		EC303		EC304		EC305		EC302	
Order no.		0608701017		0608701018		0608701019		0608701016	
Installation Length	[mm]	236		269		337		211	
Weight	[kg]	1,3 kg		2.7 kg		6,4 kg		0.72 kg	

Accessories

Tightening spindle with offset output drive with integrated measurement transducer

BG	VMC	(A)	
		Code	Order no.
BG 3	3VMC0..	ML046	0608830222

Tightening spindle with offset output drive with integrated measurement transducer and redundant measurement transducer

BG	VMC	(A)		(B)	
		Code	Order no.	Code	Order no.
BG3	3VMC0..	ML036	0608830171	MLR045	0608830225

Tightening spindle with offset output drive with integrated measurement transducer and transverse gearbox

Offset Output Drive with Integrated Measurement Transducer,

1,6 - 57 Nm ■ Size 3

BG	VMC	(A)	
		Code	Order no.
BG3	3VMC0	ML036	0608830171


Tightening spindle with offset output drive with integrated measurement transducer and transverse gearbox and redundant measurement transducer

BG	VMC	(A)		(B)	
		Code	Order no.	Code	Order no.
BG3	3VMC0..	ML036	0608830171	MLR045	0608830225

Connection cable straight – angle

Length A [mm]	Code	Order no.
3	SL003	0608830176
5	SL005	0608830177
7	SL007	0608830190
10	SL010	0608830178
15	SL015	0608830179
20	SL020	0608830180
0	SLF*	3608872160


Connection cable angle – angle




Length A [mm]	Code	Order no.
3	SLW003	0608830227
5	SLW005	0608830230
7	SLW007	0608830232
10	SLW010	0608830242
0	SLWF*	3608872170

Tightening spindle extension cable straight– straight

Offset Output Drive with Integrated Measurement Transducer,

1,6 - 57 Nm ■ Size 3


Length A	Code	Order no.
[mm]		
3	SV003	0608830188
5	SV005	0608830189
7	SV007	0608830247
10	SV010	0608830181
15	SV015	0608830182
20	SV020	0608830183
0	SVF*	3608872180

Tightening spindle extension cable angle –straight


Length A	Code	Order no.
[mm]		
3	SVW003	0608830243
5	SVW005	0608830244
7	SVW007	0608830245
10	SVW010	0608830246
0	SVWF*	3608872190

Bosch Rexroth AG

Electric Drives and Controls

P.O. Box 13 57

97803 Lohr, Germany

Bgm.-Dr.-Nebel-Str. 2

97816 Lohr, Germany

Phone +49 9352-40-0

Fax +49 9352-40-4885

www.boschrexroth.com/electrics

The data specified above only serve to describe the product.

As our products are constantly being further developed, no statements concerning a certain condition or suitability for a certain application can be derived from our information. The information given does not release the user from the obligation of own judgment and verification. It must be remembered that our products are subject to a natural process of wear and aging.