

# UD-50/60/80 SERIES DRILLS

With interchangeable Gear Boxes these **UD-series** Drills offer a wide range of speeds for various applications. Rear exhaust through silencer results in extremely low noise.

**PISTOL TYPE**



Power is controlled by the built-in Air Regulator located on the handle. (Pistol handle type only)

**Dead Handle Assembly (Option)**



For UD-60 series 612-896-0  
For UD-80 series 613-896-0

**SPECIFICATIONS**


Recommended Air Pressure : 0.6MPa(85psi)

Model	Drilling Capacity		Free Speed (about)	Overall Length (about)		Weight with Chuck (about)		From Center to Outside (about)		Nominal Chuck Size		Type of Spindle	Average Air Consumption	
	mm	in	rpm	mm	in	kg	lb	mm	in	mm	in	in-thr'd	m <sup>3</sup> /min	ft <sup>3</sup> /min
UD-50-200	3	No.5	23000	135	5 5/16	0.70	1.50	21.0	53/64	8	5/16	3/8-24UNF	0.40	14
UD-50-45	6	1/4	5000	145	5 23/32	0.86	1.89	21.0	53/64	8	5/16	3/8-24UNF	0.40	14
UD-50-22	8	5/16	2200	140	5 1/2	0.90	1.98	21.0	53/64	8	5/16	3/8-24UNF	0.40	14
UD-60-29	8	5/16	2900	167	6 9/16	1.10	2.43	22.5	57/64	8	5/16	3/8-24UNF	0.50	18
UD-60-20	8	5/16	2000	180	7 1/8	1.20	2.64	22.5	57/64	8	5/16	3/8-24UNF	0.50	18
UD-60-15	8	5/16	1600	180	7 1/8	1.20	2.64	22.5	57/64	8	5/16	3/8-24UNF	0.50	18
UD-60-07	13	1/2	700	214	8 27/64	1.40	3.08	22.5	57/64	13	1/2	1/2-20UNF	0.50	18
UD-60-04	13	1/2	500	220	8 5/8	1.40	3.08	22.5	57/64	13	1/2	1/2-20UNF	0.50	18
UD-80-12	13	1/2	1200	212	8 7/16	1.80	3.96	26.0	1 1/64	13	1/2	1/2-20UNF	0.65	23
UD-80-07	13	1/2	700	242	9 1/2	2.30	5.06	26.0	1 1/64	13	1/2	1/2-20UNF	0.65	23
UD-80-04	16	5/8	400	265	10 7/16	2.90	6.39	26.0	1 1/64	16	5/8	5/8-16UN	0.65	23

\*Air Hose Size (Inside Diameter) : 9.5mm (3/8")

\*Air Inlet Thread : NPT1/4"

# UD-50/60/80 SERIES DRILLS



SPINDLE	3/8"-24 UNF	1/2"-20 UNF	5/8"-16 UN
Key Chuck	○ 8mm (923-070-0) * 10mm (923-072-0)	○ 13mm (923-071-0) * 10mm (923-073-0)	○ 16mm (923-080-0)
Chuck Handle	(927-051-0)	(927-053-0)	(927-055-0)


○ : Standard \* : Option

## SPECIFICATIONS

Recommended Air Pressure : 0.6MPa(85psi)

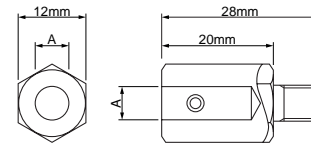
Model	Drilling Capacity		Free Speed (about)	Overall Length (about)		Weight with Chuck (about)		From Center to Outside (about)		Nominal Chuck Size		Type of Spindle	Average Air Consumption	
	mm	in	rpm	mm	in	kg	lb	mm	in	mm	in	n-thr'd	m³/min	ft³/min
UD-50S-200	3	No.5	23000	200	7 7/8	0.70	1.50	21.0	53/64	8	5/16	3/8-24UNF	0.40	14
UD-50S-45	6	1/4	5000	210	8 9/32	0.85	1.87	21.0	53/64	8	5/16	3/8-24UNF	0.40	14
UD-50S-22	8	5/16	2200	205	8 1/16	0.83	1.83	21.0	53/64	8	5/16	3/8-24UNF	0.40	14
UD-60S-29	8	5/16	2900	227	8 15/16	1.05	2.32	22.5	57/64	8	5/16	3/8-24UNF	0.50	18
UD-60S-20	8	5/16	2000	238	9 3/8	1.15	2.54	22.5	57/64	8	5/16	3/8-24UNF	0.50	18
UD-60S-15	8	5/16	1600	238	9 3/8	1.15	2.54	22.5	57/64	8	5/16	3/8-24UNF	0.50	18
UD-60S-07	13	1/2	700	272	10 23/32	1.35	2.98	22.5	57/64	8	5/16	1/2-20UNF	0.50	18
UD-60S-04	13	1/2	500	279	10 63/64	1.35	2.98	22.5	57/64	8	5/16	1/2-20UNF	0.50	18
UD-80S-12	13	1/2	1200	280	11 13/64	1.60	3.53	26.0	1 1/64	13	1/2	1/2-20UNF	0.65	23
UD-80S-07	13	1/2	700	300	11 13/16	2.10	4.73	26.0	1 1/64	13	1/2	1/2-20UNF	0.65	23
UD-80S-04	16	5/8	400	323	12 23/32	2.70	5.95	26.0	1 1/64	16	5/8	5/8-16UN	0.65	23
UD-80-12G	13	1/2	1200	290	11 27/64	2.30	5.06	26.0	1 1/64	13	1/2	1/2-20UNF	0.65	23
UD-80-07G	13	1/2	700	310	12 13/64	2.80	6.16	26.0	1 1/64	13	1/2	1/2-20UNF	0.65	23
UD-80-04G	16	5/8	400	333	13 7/64	3.40	7.50	26.0	1 1/64	16	5/8	5/8-16UN	0.65	23

\*Air Hose Size (Inside Diameter) : 9.5mm (3/8") \*Air Inlet Thread : NPT1/4"



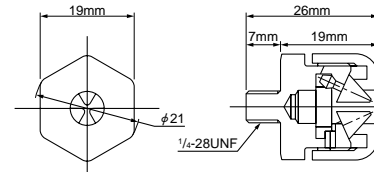
### DRILL ADAPTER (for UD-50S Series)

Available sizes : 2mm, 3mm, 4mm, 5mm, 6mm  
1/8", 5/32", 1/4"



### CONE JAW CHUCK (for UD-50S Series)

Capacity : up to 1/4" or 6.35mm  
Code No. : 923-100-0



## SPECIFICATIONS

Recommended Air Pressure : 0.6MPa(85psi)

Model	Drilling Capacity		Free Speed (about)	Overall Length (about)		Weight with Chuck (about)		Height with Chuck (about)		From Center to Outside (about)		Nominal Chuck Size		Type of Spindle	Average Air Consumption	
	mm	in	rpm	mm	in	kg	lb	mm	in	mm	in	mm	in	in-thr'd	m³/min	ft³/min
UD-50S-45A	4	No.8	5000	253	9 31/32	0.90	1.98	40	1 57/64	21.0	53/64	-	-	1/4-28UNF	0.40	14
UD-50S-22A	4	No.8	2200	248	9 49/64	0.88	1.94	40	1 57/64	21.0	53/64	-	-	1/4-28UNF	0.40	14
UD-60S-29C	8	5/16	2900	276	10 55/64	1.52	3.34	90	3 35/64	22.5	57/64	8	5/16	3/8-24UNF	0.50	18
UD-60S-15C	8	5/16	1600	283	11 9/64	1.60	3.52	90	3 35/64	22.5	57/64	8	5/16	3/8-24UNF	0.50	18

\*Air Hose Size (Inside Diameter) : 9.5mm (3/8") \*Air Inlet Thread : NPT1/4"