








BT-EXACT

Cordless centre-grip screwdrivers

- ▶ Precision Shut-off clutch exceeds ISO tolerance of $\pm 10\%$
- ▶ Lightweight
- ▶ Broad torque range
- ▶ Trigger repeat protection
- ▶ LED/audible battery charge indicators disable tool when voltage drops below threshold; tool stays “in-process” regardless of battery condition
- ▶ LED/audible shut-off indicator provides operator feedback for clutch signal to confirm good/bad joint status (sent via Bluetooth to controller)
- ▶ Bright LED light for work area illumination
- ▶ All models feature trigger hand forward/reverse control
- ▶ Tools share many common parts
- ▶ Color rings are used to identify joint types on the assembly line
- ▶ Protective rubber cover available for quick-change bit holder
- ▶ Tool holding fixtures available
- ▶ All models can be hung from balancer using accessory hook)
- ▶ All models require wireless EXAConnect controller

EXACT	Order number	Torque on hard joint per ISO 5393 (Nm)	Torque on soft joint per ISO 5393 (Nm)
BT-EXACT 2 Bluetooth enabled 	0 602 491 433	0.6 – 2 (0.4 – 1.5 ft.-lbs.)	0.6 – 2 (0.4 – 1.5 ft.-lbs.)
	0 602 491 434	0.6 – 2 (0.4 – 1.5 ft.-lbs.)	0.6 – 2 (0.4 – 1.5 ft.-lbs.)
BT-EXACT 4 Bluetooth enabled 	0 602 491 437	1 – 4 (0.7 – 3 ft.-lbs.)	1 – 4 (0.7 – 3 ft.-lbs.)
	0 602 491 438	1 – 4 (0.7 – 3 ft.-lbs.)	1 – 4 (0.7 – 3 ft.-lbs.)
BT-EXACT 6 Bluetooth enabled 	0 602 491 431	1 – 6 (0.7 – 4.4 ft.-lbs.)	1 – 6 (0.7 – 4.4 ft.-lbs.)
	0 602 491 432	1 – 6 (0.7 – 4.4 ft.-lbs.)	1 – 6 (0.7 – 4.4 ft.-lbs.)
BT-EXACT 7 Bluetooth enabled 	0 602 491 439	1.5 – 7 (1.1 – 5.2 ft.-lbs.)	1.5 – 7 (1.1 – 5.2 ft.-lbs.)
	0 602 491 440	1.5 – 7 (1.1 – 5.2 ft.-lbs.)	1.5 – 7 (1.1 – 5.2 ft.-lbs.)
BT-EXACT 8 Bluetooth enabled 	0 602 491 443	1.5 – 8 (1.1 – 5.9 ft.-lbs.)	1.5 – 8 (1.1 – 5.9 ft.-lbs.)
	0 602 491 444	1.5 – 8 (1.1 – 5.9 ft.-lbs.)	1.5 – 8 (1.1 – 5.9 ft.-lbs.)
BT-EXACT 9 Bluetooth enabled 	0 602 491 435	1.5 – 9 (1.1 – 6.7 ft.-lbs.)	1.5 – 9 (1.1 – 6.7 ft.-lbs.)
	0 602 491 436	1.5 – 9 (1.1 – 6.7 ft.-lbs.)	1.5 – 9 (1.1 – 6.7 ft.-lbs.)
BT-EXACT 12 Bluetooth enabled 	0 602 491 441	1.5 – 12 (1.1 – 9 ft.-lbs.)	1.5 – 12 (1.1 – 9 ft.-lbs.)
	0 602 491 442	1.5 – 12 (1.1 – 9 ft.-lbs.)	1.5 – 12 (1.1 – 9 ft.-lbs.)

C-EXACT

EXACT

BT-EXACT

SEC-EXACT

ACCESSORIES

No-load speed (min ⁻¹)	Bit holder	Battery specifications	Direction of rotation	Weight (kg / lbs)	Features	Included accessories
600	¼"		R/L	0.8 / 1.76	Class 2 Blue-tooth module	Torque adjustment tool light green color ring
600	¼"	9.6 V / 1.7 Ah	R/L	1.2 / 2.6	Class 2 Blue-tooth module	
900	¼"		R/L	0.8 / 1.76	Class 2 Blue-tooth module	Torque adjustment tool grey color ring
900	¼"	9.6 V / 1.7 Ah	R/L	1.2 / 2.6	Class 2 Blue-tooth module	
600	¼"		R/L	0.8 / 1.76	Class 2 Blue-tooth module	Torque adjustment tool black color ring
600	¼"	9.6 V / 1.7 Ah	R/L	1.2 / 2.6	Class 2 Blue-tooth module	
150	¼"		R/L	0.8 / 1.76	Class 2 Blue-tooth module	Torque adjustment tool white color ring
150	¼"	9.6 V / 1.7 Ah	R/L	1.2 / 2.6	Class 2 Blue-tooth module	
650	¼"		R/L	0.9 / 2.0	Class 2 Blue-tooth module	Torque adjustment tool orange color ring
650	¼"	12 V / 2.4 Ah	R/L	1.6 / 3.5	Class 2 Blue-tooth module	
350	¼"		R/L	0.8 / 1.76	Class 2 Blue-tooth module	Torque adjustment tool light blue color ring
350	¼"	9.6 V / 1.7 Ah	R/L	1.2 / 2.6	Class 2 Blue-tooth module	
400	¼"		R/L	0.9 / 2.0	Class 2 Blue-tooth module	Torque adjustment tool red color ring
400	¼"	12 V / 2.4 Ah	R/L	1.6 / 3.5	Class 2 Blue-tooth module	