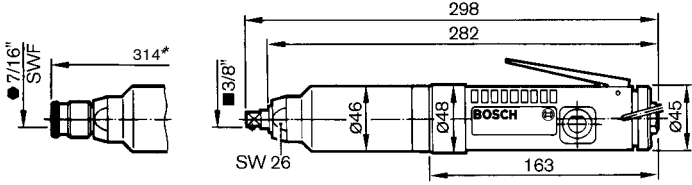
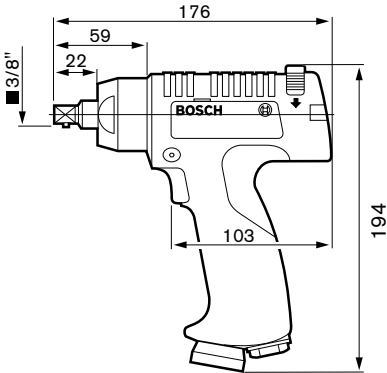
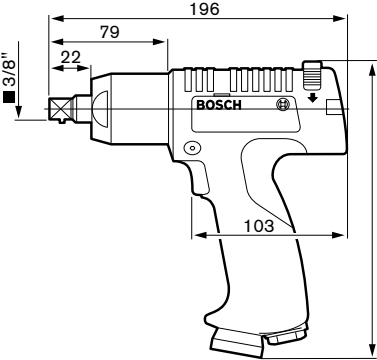


# Dimensional drawings

## Impulse drivers

Dimensions in mm	Part number
<p>*Asterisk indicates alternate dimensions for corresponding tool part numbers</p>  <p>Technical drawing showing dimensions for the impulse driver. Dimensions include: 7/16" SWF, 314*, 3/8", 298, 282, Ø46, Ø43, 163, SW 26, and Ø45.</p>	<p>0 607 661 101                      0 607 661 102*                      0 607 661 103                      0 607 661 104*</p> <p>Noise = 77 Db</p>
 <p>Technical drawing showing dimensions for the impulse driver. Dimensions include: 176, 59, 22, 3/8", 103, and 194.</p>	<p>0 607 661 505                      0 607 661 506                      0 607 661 509                      0 607 661 510</p> <p>Noise = 76 Db</p>
 <p>Technical drawing showing dimensions for the impulse driver. Dimensions include: 196, 79, 22, 3/8", and 103.</p>	<p>0 607 661 507                      0 607 661 508</p> <p>Noise = 76 Db</p>