

TORQUE CONTROL ANGLE NUTRUNNER (MECHANICAL-CUT)

The New **UAN-611R & UAN-701R series** Torque Control Angle Nutrunners offer exceptional fastening performance in the areas of productivity, ergonomics, reliability and quality.

Six Performance Advantages

1. Instant shut-off providing increased accuracy and reduced reaction.
2. Low inertia design providing increased accuracy.
3. Simple and accurate method to adjust torque output permitting quick setup.
4. Smooth rolling selector allowing easy adjustment to forward rotation or reverse rotation.
5. Rear exhaust providing low noise operation.
6. Multiple angle head positions allowing comfortable operation on limited access application.

Right Angle Head

Designed with a spline type interface allowing multiple head positions for the most comfortable throttle location on those hard to reach applications.

Torque Adjustment

Use a Phillips driver to adjust the torque from the outside of the tool. A gauge displaying 1, 2 and 3 allows you to "roughly adjust" the tool to the desired torque. When adjusting the torque, always disconnect the tool from the air hose.

Pneumatic Motor

Designed to offer high power performance in a low weight package. The high power feature produces torque efficiently on soft joint and prevailing torque applications. The low weight feature reduces motor inertia and assists in producing accurate torque on hard joints. In addition, the motor is designed for easy maintenance.

Rear Exhaust

Allows the tool to operate at less than 80 dBA. The piped away exhaust option for further reduces noise.



Ergo-Touch Protector

Ergonomically designed Protector offers firm gripping for ergonomic fastening.

Forward/Reverse Selector

Allows easy operator adjustment to forward rotation or reverse rotation.

Grease Cock

Allows periodic lubrication of the angle head bevel gears without having to disassemble the tool

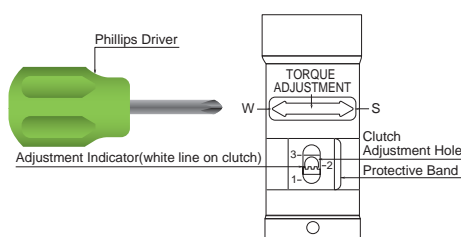
Mechanical Clutch

The Uryu "Ergo Clutch" mechanism offers precise control of torque regardless of joint rate. The benefit is virtually no change in torque even on a joint that varies from 30 degrees of rotation (hard joint) to 720 degrees of rotation (soft joint). ISO 5393 testing reveals a 6-sigma combined capability of less than 20% on all models.

Poka-Yoke (Option)

A "TM" option is available for bolt counting or "error proofing". This option is used in conjunction with the UTM-1100 Fastening Counter.

Torque Adjustment



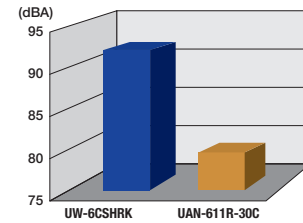
When adjusting the torque, always disconnect the tool from the air hose.

1. Rotate the protective band until the slot of clutch adjustment gauge becomes visible.
2. Turn 3/8" square drive of the angle head so the clutch adjustment hole is visible within the clutch adjustment slot.
3. Put the Phillips Driver into the clutch hole and adjust the torque output as follows:-
 - * Turning the Phillips Driver in the clockwise direction moves the adjustment indicator on the clutch towards the "3" and increases the torque output.
 - * Turning the Phillips Driver in the counterclockwise direction moves the adjustment indicator on the clutch towards the "1" and decrease the torque output.
4. After achieving the desired torque output level, rotate the protective band until the slot of the clutch adjustment gauge is completely covered.

TORQUE CONTROL ANGLE NUTRUNNER



Noise Level Comparison



SPECIFICATIONS

Recommended Air Pressure: 0.6MPa(85psi)

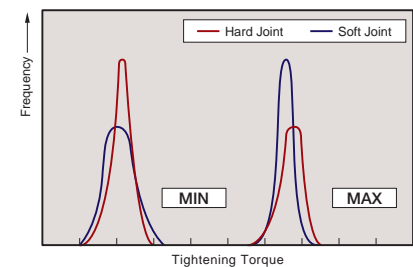
Model	Bolt Capacity		Max. Torque		Free Speed (about)	Overall Length (about)		Weight less Socket (about)		From Center to Outside (about)		Angle Height (about)		Square Drive Shank		Average Air Consumption		Noise Level	Vibration Level
	mm	in	Nm	ft-lbs		r.p.m.	mm	in	kg	lb	mm	in	mm	in	mm	in	m³/min		
UAN-611R-60C	6	1/4	6.5-12.0	4.3-8.6	620	383	15 5/64	1.6	3.52	14.0	35/64	47	1 55/64	9.5	3/8	0.6	21.2	80	1.78
UAN-611R-50C	6-8	1/4-5/16	8.5-15.0	5.7-10.8	470	373	14 11/16	1.6	3.52	14.0	35/64	47	1 55/64	9.5	3/8	0.6	21.2	80	1.78
UAN-611R-40C	6-8	1/4-5/16	10.0-18.0	7.2-12.9	400	373	14 11/17	1.6	3.52	14.0	35/64	47	1 55/64	9.5	3/8	0.6	21.2	80	1.78
UAN-611R-30C	8	5/16	13.0-25.0	9.3-18.0	270	373	14 11/18	1.6	3.52	14.0	35/64	47	1 55/64	9.5	3/8	0.6	21.2	80	1.78
UAN-701R-60C	8	5/16	20.0-31.0	14.5-23.1	600	445	17 33/64	2.4	5.29	14.0	35/64	47	1 55/64	9.5	3/8	0.9	31.8	85	1.78
UAN-701R-40C	8-10	5/16-3/8	28.0-45.0	21.0-33.3	400	455	17 29/32	2.4	5.29	18.0	45/64	51	2	9.5	3/8	0.9	31.8	85	1.78
UAN-701R-30C	10-12	3/8-1/2	37.0-60.0	27.5-44.1	300	455	17 29/32	2.4	5.29	18.0	45/64	58	2 9/32	12.7	1/2	0.9	31.8	85	1.78

Air Inlet Thread (Pipe Tap) : N.P.T.1/4"
Air Hose Size (Inside Diameter) : 9.5mm (3/8")

BUILT-IN TRANSDUCER TYPE



Torque Distribution Chart



SPECIFICATIONS

Recommended Air Pressure 0.6MPa(85psi)

Model	Bolt Capacity		Max. Torque		Free Speed (about)	Overall Length less Socket (about)		Weight less Socket (about)		From Center to Outside (about)		Angle Height (about)		Square Drive Shank		Average Air Consumption		Noise Level	Vibration Level
	mm	in	Nm	ft-lbs		r.p.m.	mm	in	kg	lb	mm	in	mm	in	mm	in	m³/min		
UAN-611RM-60C	6	1/4	6.5-12.0	4.3-8.6	620	419	16 1/2	2.0	4.4	14.0	35/64	47	1 55/64	9.5	3/8	0.6	21.2	80	1.78
UAN-611RM-50C	6-8	1/4-5/16	8.5-15.0	5.7-10.8	470	409	16 7/64	2.0	4.4	14.0	35/64	47	1 55/64	9.5	3/8	0.6	21.2	80	1.78
UAN-611RM-40C	6-8	1/4-5/16	10.0-18.0	7.2-12.9	400	409	16 7/64	2.0	4.4	14.0	35/64	47	1 55/64	9.5	3/8	0.6	21.2	80	1.78
UAN-611RM-30C	8	5/16	13.0-25.0	9.3-18.0	270	409	16 7/64	2.0	4.4	14.0	35/64	47	1 55/64	9.5	3/8	0.6	21.2	80	1.78
UAN-701RM-60C	8	5/16	20.0-31.0	14.5-23.1	600	480	18 57/64	2.7	5.94	14.0	35/64	47	1 55/64	9.5	3/8	0.9	31.8	85	1.78
UAN-701RM-40C	8-10	5/16-3/8	28.0-45.0	21.0-33.3	400	492	19 3/8	2.9	6.38	18.0	45/64	51	2	9.5	3/8	0.9	31.8	85	1.78
UAN-701RM-30C	10-12	3/8-1/2	37.0-60.0	27.5-44.1	300	492	19 3/8	2.9	6.38	18.0	45/64	58	2 9/32	12.7	1/2	0.9	31.8	85	1.78

Air Inlet Thread (Pipe Tap) : N.P.T.1/4"
Air Hose Size (Inside Diameter) : 9.5mm (3/8")